

MEASUREMENT PAGE:

Your name: _____ Email: _____ Phone: _____

(How would you prefer being reached should we need to do so?) Email () or phone ()

Name of dog _____ Breed (if mixed try to identify as best you can) _____

Dog's age _____ Weight _____ Sex _____

Tail carriage: upright (), straight out (), curving downward

between legs (), curving over back ()

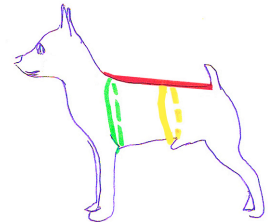
If a furry longhaired breed do you keep dog in puppy cut () or full coat ()?



Overall back length (from back nape of neck to start of tail base) _____ (red line)

Circumference around dog immediately behind the front legs _____ (green line)

Circumference at your breed's tuck-up (highest point between crotch and chest) _____ (yellow line).



Neck circumference at base of neck _____ (black line),

Neck circumference at mid-neck _____ (green)

Amount in inches needed to easily slide over head and ears of dog (as for martingale collar) _____ (yellow)

Neck height from center front nape to lower jaw _____ for sweaters and standard collars.

Length from back of neck base to reach up and over ears _____ (red) for snood/turtleneck styles).



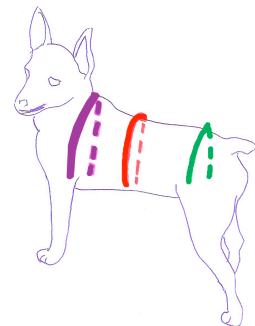
The following measurements will resemble a hoop—that is, they will begin on one side of the animal's body and reach up and over to the same point on the opposite side (not a full circle, just a hoop):

Starting at the tail end of animal---

Width across back hips _____ (green)

Width across tuck-up area (or midway if no tuck-up) _____ (red)

Width over top of front shoulders where body meets legs _____ (purple)

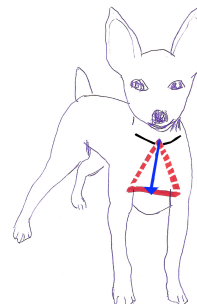


Chest area is most important and hard to explain.

Think of the first two measurements as a triangle!

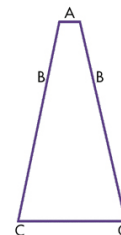
Center front nape of neck down to point at which it meets legs' connection line _____ (vertical blue)

Width of chest between front legs _____ (red horizontal line at bottom of triangle)



Chest piece needed for both coats and sweaters:

This is what covers the chest of your pet for a comfortable and warm garment.



A to C=length of chest covering piece; length taken from center front nape of neck down through dog's front legs and back to point where chest piece should end:

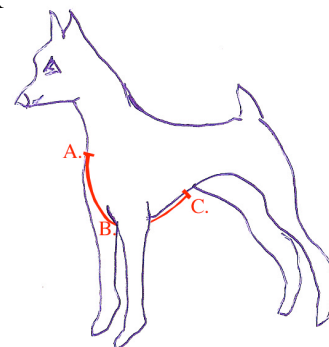
For girls--you pick the spot for a good warm fit _____;

For boys--please stop 2 inches short of the tip of penis _____.

B to B=Chest piece width between legs as it goes underneath _____.

C to C=width across the back edge of chest covering piece _____.

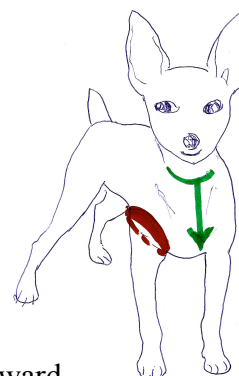
(You decided where it should end)



Center front drop is the length from center front nape of neck to the level at which legs can still move freely for a non-restricted walk _____ (green)

Keeping this in mind is what sets our custom coats apart from others!

Please take one measurement around the very top of a front leg as close to the body as it is possible to place the tape _____ (red)



Thank you for the effort you have put into obtaining correct measurements. I look forward to creating a fabulous custom garment for your cherished pet! As I said, it is a team effort.

I wish to make the dog you adore look even more outstanding in my designs.

Your dog's measurements will be kept on file for the next time you wish to use them so that, unless you have a growing dog, you won't have to do another set of measurements.

Thanks for your trust, your appreciation of my designs, and for being a customer of KOZY KASHMIR!